
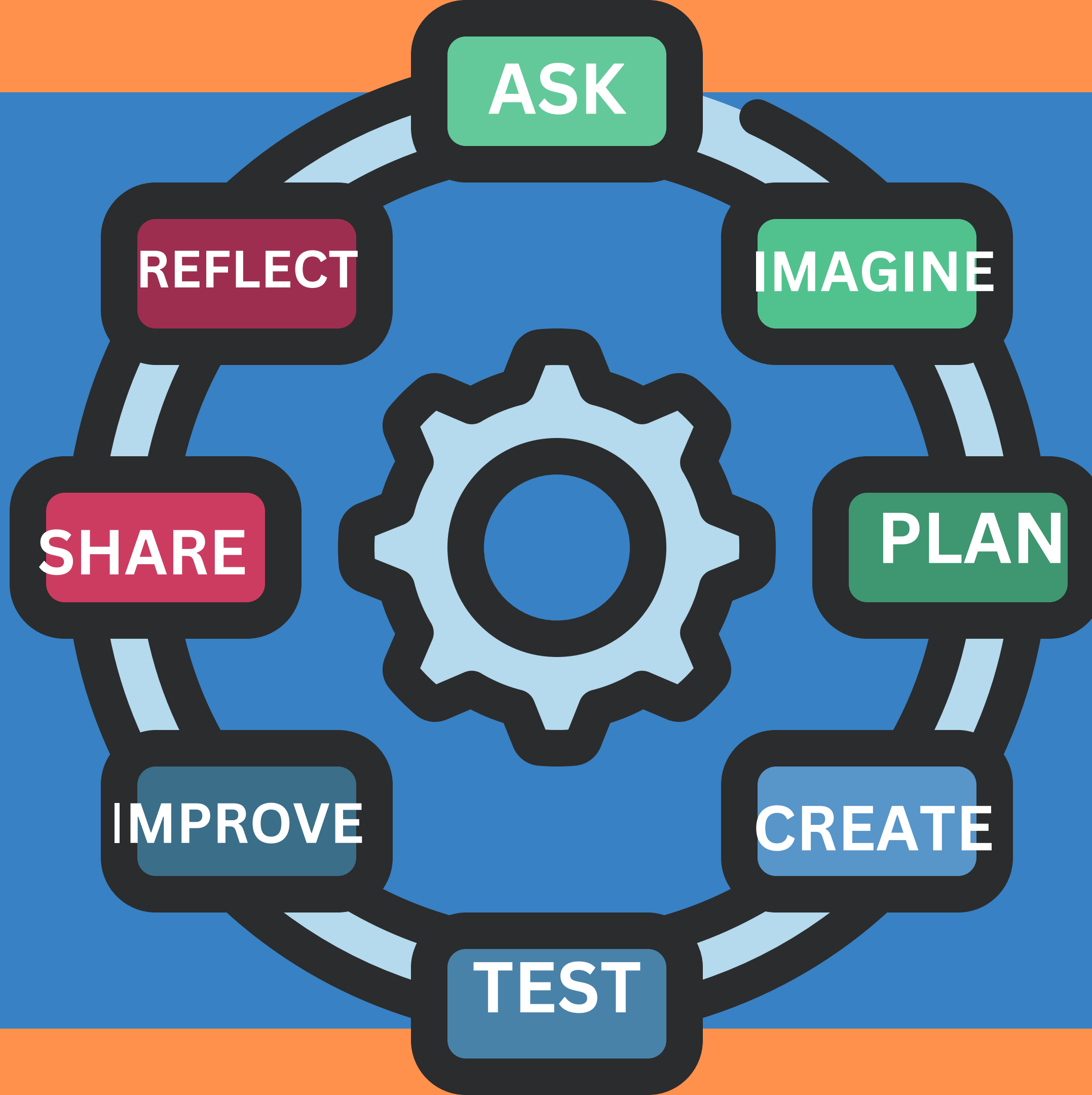


Engineering Design Process





ASK

- What is the problem?
- What do you already know?
- What is your idea?
- Why is this important?



IMAGINE

- What are some solutions to the problem?
- Research to find out more.
- Brainstorm with your group.




PLAN

- Draw a sketch.
- What supplies will you need?
- Who will help you?
- Make a list of the steps you will take.




CREATE

- Follow your plan.
- Collaborate with a team/your friends.
- What other materials can you use?



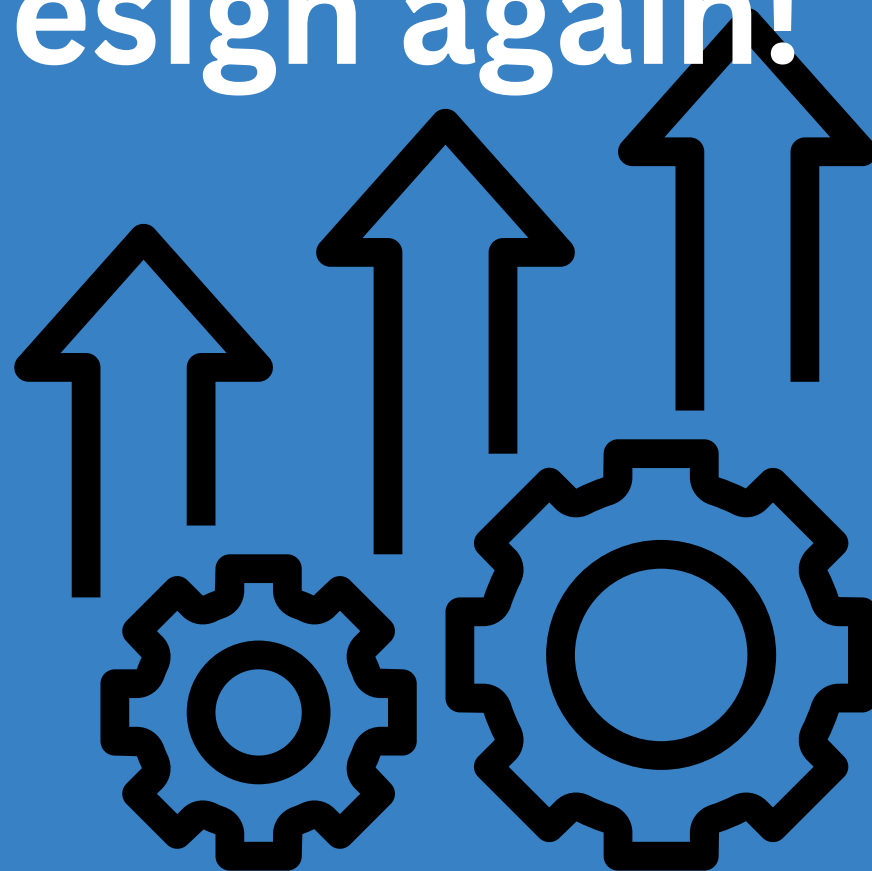
TEST

- Check if your design is working.
- What can you change?
- What is working?
- What are the results?
- What can you do differently?




IMPROVE

- Learn from your mistakes.
- Make your design even better.
- Test it again.
- Re-design again!




SHARE

- Share your design with your peers.
- Tell them about your success
- What worked?
- How did you improve your design?



REFLECT

- What can you do differently next time?
- Do you still have questions about your design?



www.mariateresaruiz.com